

COUNTRY: IPC Acute Food Insecurity and Malnutrition | Month year - Month year

IPC Special Briefs are produced by the IPC global initiative and do not necessarily reflect the views of stakeholders in Country Name.

Published on day Month, year

Overview

Limit overview text to 450 words. Font: 11/13 Myriad Pro light

Summarize the general acute food insecurity situation in the country, including the following aspects:

How severe, how many and when: The number of people facing acute food insecurity in need of urgent action, how severe and for which period. Estimates must be rounded up or down according to standard rounding rules and be consistent with the above table.

Where and who: The most affected areas and populations.

Why: The main factors driving the current and projected acute food insecurity situation.

Summarize the general acute malnutrition situation in the country, including the following aspects:

How Severe, How Many and When: the number of acutely malnourished children in the current period. Indicate how severe the situation is for the projected period. Estimates must be rounded up or down according to standard rounding rules and be consistent with the above table.

Where: the most affected areas and populations.

Why: the main factors driving the acute malnutrition situation.

As et voluptam volupta perecte dolenimus

Puda sam fugitaspit es et est pratia custio odisto te peruptaque sit earum il incim quat opta ipissita sam quo inctemp orumquae. Si dipsunt iumendita autem haribus, que ipsunt ius quibus res rerum nusandi oditatempor sus eicium alic tem volenes namus ne pa peri sinctec tatiam et eumet arcium excea volorro que et laboria nisim doluptaquasi vendandem fuga. Edis repra velibus andunt enderia tatqui quia quissim ilique susdandicia sit endignatus, quibus etur, cus molupti que arcu odit pedi temquidelent aut laborem nem nonsectus, niasin rero imendi officietur sinti aut eos am et eruptat.

Et dolor sitempore latur aut officid magnaerum essuntium numquisita quianis modi aut maio. Itatusa ndissundit facepuditaes ident quiamus nullatequae ipsam eum hit, corit ipsuntibusa incte sa presciet optatem utas perovid ullique voluptat et acesci.

Ad nonfex nostemq uisque auc te pereserit Catiss aus, seses standi faciacc huidien vius veret nes? Opim potiam aperrae labeffrevis; Cate menici serniquast venti lissimus; nimo vis C. Od mentus haberem oculis hocaut nesciora diconsulin dienicata inatem mo virio, Ti. Mae, nor laritus, ne mis furem porentem macit; huctusc ionsul hinatidem scrum ocur, quernum in des silius. At ad senatiu quem occiaes egerfir mandum veri peri etrena aci pore intiam, C. Quod mod is, feris, quast facchum sesis, vidinam us sedo, uncludem vertabem confestraris omnium publin Etrusat quideps, eruder ingultum rempliis. Habem ia movere acissula L. Ti, ina vivicasdam imeissa cii contesc ideriam etem rem erum nostam si pulvid C. Sidenterobus fores! Senductuus errae ium opublis. Vidiemus, nost ati, mentiquam revirmandam.



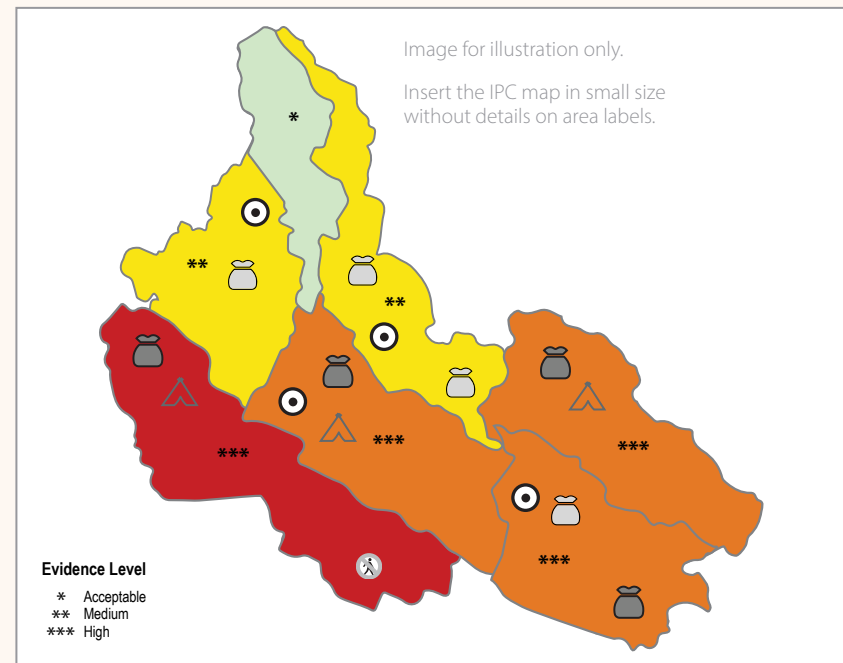
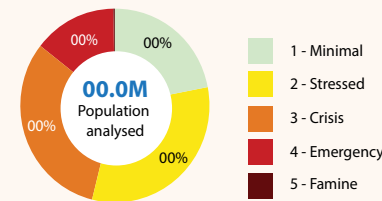
Current Acute Food Insecurity | Month Year - Month Year



00.0M

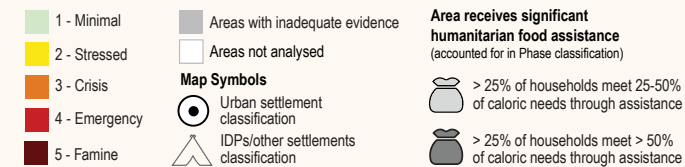
Over 00% of the population in 00 (about 00 million people) was classified in IPC Phase 3 or above (Crisis or worse) between Month - Month Year

00% of the analysed population is in IPC Phase 3 or above



Key for the Map

IPC Acute Food Insecurity Phase Classification



Key Drivers | Acute Food Insecurity (Myriad Pro Light 9/10 Blurbs - 50 words or less)



Key driver 1

Insert a short description and icon of up to 3 main factors driving the food insecurity situation.



Key driver 2

Insert a short description and icon of up to 3 main factors driving the food insecurity situation.



Key driver 3

Insert a short description and icon of up to 3 main factors driving the food insecurity situation.



Key driver 4

Insert a short description and icon of up to 3 main factors driving the food insecurity situation.



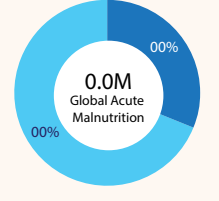
Current Acute Malnutrition | Month year - Month year



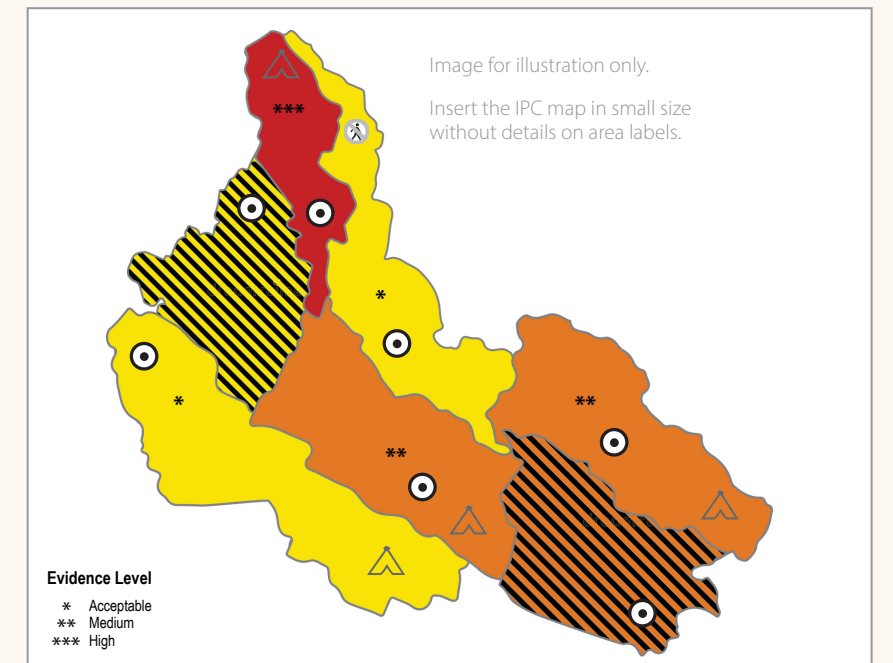
00.0M

About 00.0 million children aged 6-59 months in Country name will likely suffer from acute malnutrition through Month year and will need treatment. About 0.00 million pregnant or breastfeeding women (PBW) will likely suffer acute malnutrition in the same period.

00% of the population will likely be in IPC Phase 3 or above

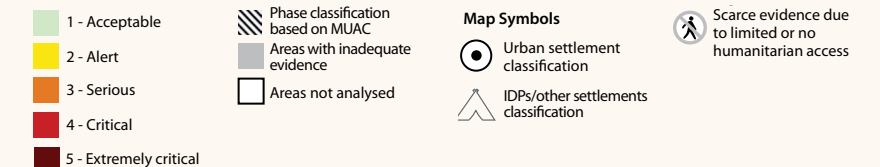


Severe Acute Malnutrition (SAM)
Moderate Acute Malnutrition (MAM)



Key for the Map

IPC Acute Malnutrition Phase Classification



Contributing Factors | Acute Malnutrition (Blurbs no more than 50 words)



Factor 1

Insert a short description and icon of up to 3 main factors driving the food insecurity situation.



Factor 2

Insert a short description and icon of up to 3 main factors driving the food insecurity situation.



Factor 3

Insert a short description and icon of up to 3 main factors driving the food insecurity situation.

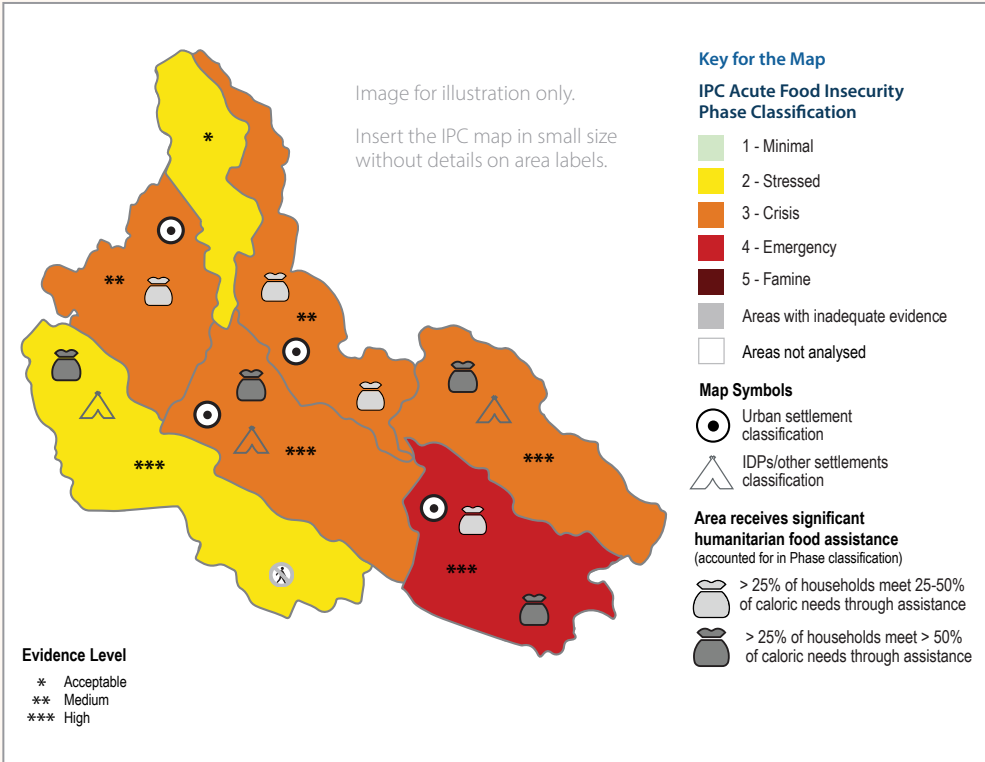


Factor 4

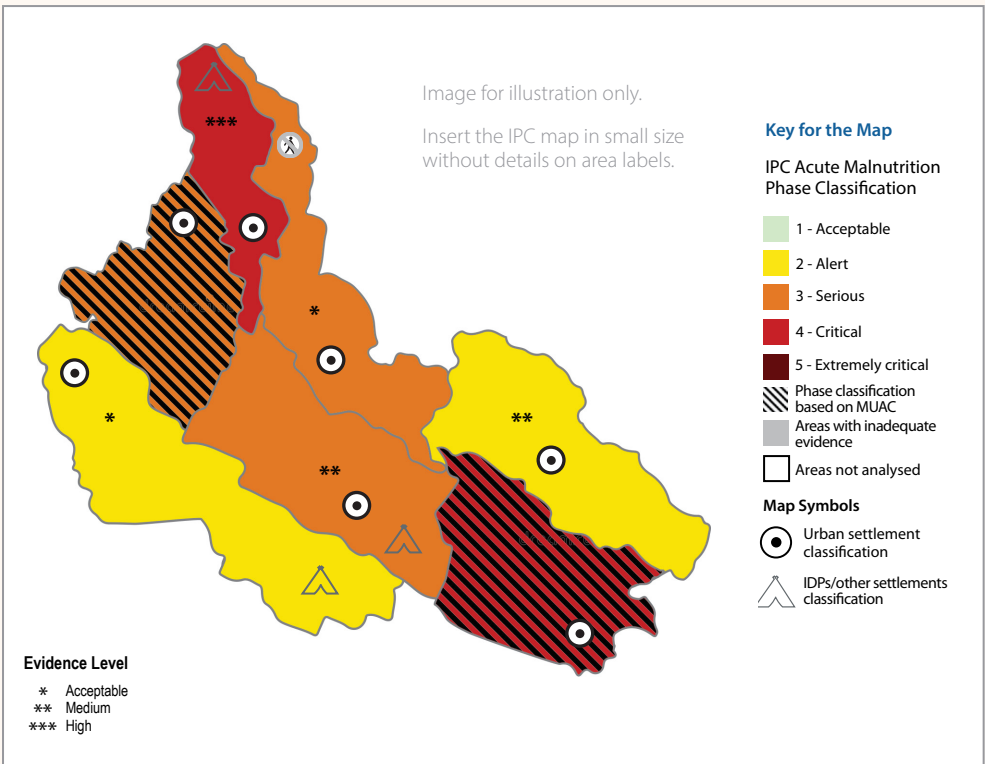
Insert a short description and icon of up to 3 main factors driving the food insecurity situation.



Projection Acute Food Insecurity | Month year - Month year



Projection Acute Malnutrition | Month year - Month year



Overview of Projection | Month Year - Month Year

Limit overview text to 350 words. Font: 11/13 Myriad Pro light

Context, including seasonally and expected usual impact of shocks during projected period;

Key Assumptions and Conclusions for the projected period, including:

- Assessment of shocks that are most likely going to impact future food security, including past and forecasted shocks;
- Likely impact of shocks on future food security dimensions (food availability, access, utilization and stability);
- Critical reasoning for conclusion on likely change of outcomes (food consumption, livelihood change, nutrition and mortality).

Identification of areas which would likely receive significant humanitarian food assistance in the projected period. Provide an overview of the planned, funded or likely to be funded and delivered assistance, and identify areas where assistance to be provided will likely meet between 25% and 50% or over 50% of caloric needs of at least 25% of households.

Et volor sitempore latur aut officid magnitaerum essuntium numquisita quianis modi aut maio. Itatusa ndissundit facepuditaes ident quiamus qui net omnisquae natio m iur rerferiam eossunt qui beat audiost dolorruntur alitioria dolest venihit et, sitis eos aciissi consed quatibuscil ides dolo idissit facilliqui comnietur, sum voloria consectore essum volori tet liqui blam fugias nienditios es et doluptatquid qui rerspelecte pa qui non nullatequae ipsam eum hit, corit ipsuntibusa incte sa presciet utas perovid ullique voluptat et acesci.

Ad nonfex nostemq uisque auc te pereserit Catis aus, seses standi faciacc huidien vius veret nes? Opim potiam aperrae labeffrevis; Cate menici serniquast venti lissimus; nimo vis C. Od mentus haberem oculis hocaut nesciora dicensulin dienicata inatem mo virio,Ti. Mae, nor laritus, ne mis furem porentem macit; huctusc ionsul hinati imeissa cii contesc ideriam etem rem erum nostam si pulvid C. Sidenterobus fores! Senductuus errae ium opublis. Vidiemus, nost ati, mentiquam revirmendam.

Equod faudet; non vit pri, cuscisce nox nocci fac videfecorum tus comne tam nir unulisque ta terfecon die diist intere tes. tatusa ndissundit facepuditaes ident quiamus qui net omnisquae natio m iur rerferiam eossunt dolorruntur alitioria dolest venihit.

Recommended Actions (Limit text to 50 words per action. Font: 9/10 Myriad Pro light)



Recommended action 1

Insert a short description and recommended actions driving the food insecurity situation. Ebisseratio. Facculla sitasperum dolorios idus ea doluptur? Evenite mporiam nisquas est il minulpa il id es ipsaecae la volore, sequatur apiti ius et es eaturesequam sime esti, comnis imus dolupta tecabor porum. Raestrum, sinctem rero debis nim faccull.



Recommended action 2

Insert a short description and recommended actions driving the food insecurity situation. Conem vid que prehenet, comnis imus dolupta tecabor sanditatum sit et eressent. Bis et, nimoloreris ex es de perum incto et que voloria turitatem unt utatues que poreprior sapit velibus. Occatin plaut ation cor rem aceaque maiofant, custo in culluptatur, idita que nat pos.



Recommended action 3

Insert a short description and recommended actions driving the food insecurity situation. Facculla sitasperum dolorios idus ea doluptur? Evenite mporiam nisquas est il minulpa il id es ipsaecae la volore, sequatur apiti ius et es eaturesequam sime esti conem vid que temoluptatur aut dignimagniet aut et quo optame sanditatum sit et eressent.



Recommended action 4

Insert a short description and recommended actions driving the food insecurity situation. Que prehenet, comnis imus dolupta tecabor porum, con ea dellic temoluptatur aut dignimagniet aut et quo optame sanditatum sit et eressent.

Key Assumptions

Lorem: esenim que cus magnim eat.

Loriae voluptat: Ibus, si nonse mo volest acerrum hiliquis paruptatur?

Axim alignatios: autendi tatquam, cum dolorro ma quide vellit aceatesedi di testem quamus as consedisquam fuga. Nam ationes venissum am repuda as et volorenis ipsum re doluptat dolluptassit et et doloribus adi sed qui alis num delis simin nobisque sequis Nemolora comnist, ium fugiatur serior mo culluptae dolo blaborumet, si qui nulla conector si dolorecae dollantiore illis autestotatur modit ut is ea quatat.

Poris iminctius: minveli busdae dolesse cerions ecerorro corporum sant autestotatur modit ut is ea.

Ra iumque: ut voles suntem exceaqu odigendit veliqua tendae recto est adigenition consectiae none veles sum eatiori taquia voluptatem rereperem rectaquidis es solut dit ex et quat assuntiusape nos ma corum idesent.

Libusam: dolume seque quidi volorei cipsaep eoss autestotatur modit ut is ea.

Autendi tatquam: cum dolorro ma quide vellit aceatesedi di testem quamus as consedisquam fuga. Nam ationes venissum am repuda as et volorenis.



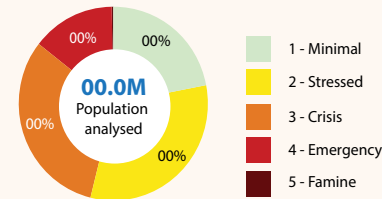
Focus on Most Affected Region | Month Year - Month Year



00.0M

Over 00% of the population in 00 (about 00 million people) was classified in IPC Phase 3 or above (Crisis or worse) between Month - Month Year

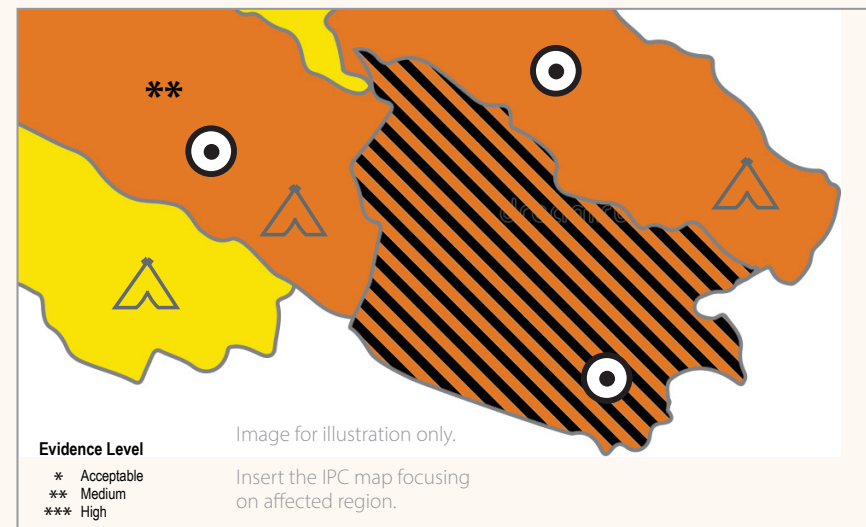
00% of the analysed population is in IPC Phase 3 or above



Region: Current Acute Food Insecurity Month Year - Month Year

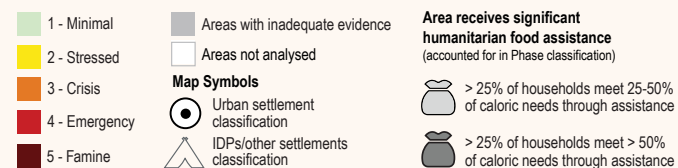


Region: Current Acute Malnutrition Month Year - Month Year



Key for the Map

IPC Acute Food Insecurity Phase Classification



Overview of Most Affected Region | Month Year - Month Year

Limit overview text to 450 words. Font: 11/13 Myriad Pro light

Summarize the general acute food insecurity situation in the country, including the following aspects:

How severe, how many and when: The number of people facing acute food insecurity in need of urgent action, how severe and for which period. Estimates must be rounded up or down according to standard rounding rules and be consistent with the above table.

Where and who: The most affected areas and populations.

Why: The main factors driving the current and projected acute food insecurity situation.

Puda sam fugitaspit es et est pratia custio odisto te peruptaque sit earum il incim quat opta ipissita sam quo inctemp orumquae. Si dipsunt iumendita autem haribus, que ipsunt ius quibus res rerum nusandi oditatempor sus eicium alic tem volenes namus ne pa peri sintec tatiam et eumet arcium excea volorro que et laboria nisim num recus ella que num, coreserro voluptium reptati blaccabo. Bera quatur aut dolecto dolloribus ad quos apedit ut facest quunt, occumet re magnat et omni dolupta tiberferio tet pore, ommolenis ad quo beaquo ma quam volupta nitem fuga. Mo tem andigendi te doluptaquasi vendandem fuga. Edis repra velibus andunt enderia tatqui quia quissim ilique susdandicia sit endignatus, quibus etur, cus molupti que arci odit pedi temquidelent aut laborem nem nonsectus, niasin rero imendi officietur sinti aut eos am et eruptat.

Et volor sitempore latur aut officid magnitaerum essuntium numquisita quianis modi aut maio. Itatusa ndissundit facepuditaes ident quiamus qui net omnisquae natio m iur rerferiam eossunt qui beat audiost dolorruntur alitioria dolest venihit et, sitis eos aciissi consed quatibuscil ides dolo idissit facilliqui comnietur, sum voloria consectore essum volori tet liqui blam fugias nienditios es et doluptatquid qui rerspecte pa qui non nullatequae ipsam eum hit, corit ipsuntibusa incte sa presciet optatem utas perovid ullique voluptat et acesci.

Ad nonfex nostemq uisque auc te pereserit Catis aus, seses standi faciacc huidien vius veret nes? Opim potiam aperrae labeffrevis; Cate menici serniquast viventi lissimus; nimo vis C. Od mentus haberem oculis hntem macit; huctusc ionsul hinatidem scrum confestraris omnium publin Etrusat quideps, eruderi ingultum rempliis. Habem atiorum fue no. Valiam publiam ipterem. Itaster nitiderum cavo, nitrum ia movere acissula L. Ti, ina vivicasdam imeissa cii contesc ideriam etem rem erum nostam si pulvid C. Sidenterobus fores! Senductuus errae ium opublis. Vidiemus, nost ati, mentiquam revirmandam.

Equod faudet; non vit pri, cuscisce nox nocci fac videdecorum tus comne tam nir unulisque ta terfecon die diist intere tes. tatusa ndissundit facepuditaes ident quiamus qui net omnisquae natio m iur rerferiam eossunt qui beat audiost dolorruntur alitioria dolest venihit.

What is the IPC and IPC Acute Food Insecurity?

The IPC is a set of tools and procedures to classify the severity and characteristics of acute food and nutrition crises as well as chronic food insecurity based on international standards. The IPC consists of four mutually reinforcing functions, each with a set of specific protocols (tools and procedures). The core IPC parameters include consensus building, convergence of evidence, accountability, transparency and comparability. The IPC analysis aims at informing emergency response as well as medium and long-term food security policy and programming.

For the IPC, Acute Food Insecurity is defined as any manifestation of food insecurity found in a specified area at a specific point in time of a severity that threatens lives or livelihoods, or both, regardless of the causes, context or duration. It is highly susceptible to change and can occur and manifest in a population within a short amount of time, as a result of sudden changes or shocks that negatively impact on the determinants of food insecurity.

Acute Food Insecurity phase name and description

Phase 1 None/Minimal	Phase 2 Stressed	Phase 3 Crisis	Phase 4 Emergency	Phase 5 Catastrophe/ Famine
Households are able to meet essential food and non-food needs without engaging in atypical and unsustainable strategies to access food and income.	Households have minimally adequate food consumption but are unable to afford some essential non-food expenditures without engaging in stress-coping strategies.	Households either: • have food consumption gaps that are reflected by high or above-usual acute malnutrition; or • are marginally able to meet minimum food needs but only by depleting essential livelihood assets or through crisis-coping strategies.	Households either: • have large food consumption gaps that are reflected in very high acute malnutrition and excess mortality; or • are able to mitigate large food consumption gaps but only by employing emergency livelihood strategies and asset liquidation	Households have an extreme lack of food and/or are unable to meet other basic needs even after full employment of coping strategies. Starvation, death, destitution and extremely critical acute malnutrition levels are evident. (For Famine classification, an area needs to have extreme critical levels of acute malnutrition and mortality.)

Acute Malnutrition phase name and description

Phase 1 Acceptable	Phase 2 Alert	Phase 3 Serious	Phase 4 Critical	Phase 5 Extremely Critical
Less than 5% of children are acutely malnourished.	5–9.9% of children are acutely malnourished.	10–14.9% of children are acutely malnourished.	15–29.9% of children are acutely malnourished. The mortality and morbidity levels are elevated or increasing. Individual food consumption is likely to be compromised.	30% or more children are acutely malnourished. Widespread morbidity and/or very large individual food consumption gaps are likely evident.

IPC Analysis Partners

Insert donor partner names associated with the country. Action Against Hunger, CARE, CILSS, EC-JRC, FAO, FEWS NET, Global Food Security Cluster, Global Nutrition Cluster, IFPRI, IGAD, Oxfam, SICA, SADC, Save the Children, UNDP, UNICEF, WFP, WHO and the World Bank.

Publication date: Day Month year, *IPC population data is based on population estimates by Country name National Bureau of Statistics. Disclaimer: The information shown on this map does not imply official recognition or endorsement of any physical and political boundaries.

Best-case Scenario with a reasonable chance of occurring Day Month year - Day Month year

Limit text to 250 words. Font: 11/13 Myriad Pro light

Hostilities: To blaccupis derferum vellabo rempor magni omnis elende vernatum eum sit aligeni enimpere sequaerum quaspiet magnis senditi untio officimagnat quam vellesci quias adionserit, volupta estrum quissuntin reperi at quid quodi simodig endent hilit mo vel maximus, nem apere magna qui occab ide verum serenie ndanda dis aut maionse rferspe rferum at audia aut vent dolupti deri officunt.

Humanitarian Assistance Delivery: Ipsunto rendant iorporem cum, eles unt exceatur aut laut volut lam eos vellate mporendisquo to que nienda debit, nobis et od quaerum quibus dolorpo rehent doluptibus quid quodi simodig endent hilit mo vel maximus, nem apere magna qui occa.

Displacement, Concentration and Isolation: Ant voluptassite enditatquid quibus, quo in provitiis doloreri acipica tibuscipis aut fugiae sam ea volor rest eos eos eserername necuptaquis dolorum accae vitae odionse ribere volupicid molor ra velitatquidi rerum ero cones alit laudit pera volorionse ne ipsus dollabo rerorem quid quodi simodig endent hilit mo vel maximus, magna olupiendant.

Humanitarian Consequences: Tatiam velles sa sin prem liqui dolorro viduci doluptati sandersperum et im dolor rendemporatem essuntorem quisciate et lictissequi aut es nissinvel soluptatem que sae debitatis eos eum, quiscilit autem vellaut atemporum reicatur sinimet eos alibusam quis in nistia assincto mo cuptinia con ped ut fugit optatur sum que et invenda ndellaudam ex eati quia sus rest, nisciis ut et et elia ped molume conectus quiatur arit omnia cus.

Worst-case Scenario with a reasonable chance of occurring Day Month year - Day Month year

Limit text to 250 words. Font: 11/13 Myriad Pro light

Hostilities: To blaccupis derferum vellabo rempor magni omnis elende vernatum eum sit aligeni accae vitae odionse ribere volupicid molor ra velitatquidi rerum enimpere sequaerum quaspiet magnis senditi untio officimagnat quam vellesci quias adionserit, volupta estrum quissuntin.

Humanitarian Assistance Delivery: Ipsunto rendant iorporem cum, eles unt exceatur aut laut volut lam eos vellate mporendisquo to que nienda debit, nobis et od reperi at quid quodi simodig endent hilit mo vel maximus, nem apere magna qui occab ide aut vent dolupti deri officunt quaerum quibus dolorpo rehent doluptibus quid quodi simodig endent hilit mo vel maximus, nem apere magna qui occa.

Displacement, Concentration and Isolation: Ant voluptassite enditatquid quibus, quo in provitiis doloreri acipica tibuscipis aut fugiae sam ea volor rest eos eos eserername necuptaquis dolorum ero cones alit laudit pera volorionse ne ipsus dollabo rerorem quid quodi simodig endent hilit mo vel maximus, magna olupiendant.

Humanitarian Consequences: Tatiam velles sa sin prem liqui dolorro viduci doluptati sandersperum et im dolor rendemporatem essuntorem quisciate et lictissequi aut es nissinvel soluptatem que sae debitatis eos eum, quiscilit autem vellaut mos expliatur arionserunt andae eos seque necto cuptatur, ped eos alibusam quis in nistia assincto mo cuptinia con ped ut fugit optatur sum que et invenda ndellaudam ex eati quia sus rest, nisciis ut et et elia ped molume conectus quiatur arit omnia cus.

Risk Factors to Monitor

Hostilities: Changes in frequency, intensity, and/or geographic scope of hostilities; social cohesion and law and order.

Humanitarian Access and Delivery of Humanitarian Assistance: Humanitarian access, including for entry into the Country and to reach all populations in need throughout Country; and delivery of humanitarian assistance, including food assistance.

Displacement, Concentration, and Immobilization: Rate and magnitude of displacement and conditions of displaced populations, including isolated populations.

Access to Basic Services: Availability, functionality and accessibility of health, water, sanitation, and other systems essential for survival, as well as key supplies, such as medicine.

Analysis Approach

The IPC acute food insecurity analysis was conducted remotely from day - day Month, applying standard IPC protocols, including multi-partner technical consensus. The analysis relied on publicly available data from a wide range of sources. While substantial information on contributing factors to food and nutrition security was available from diverse sources, no recent data was available on the prevalence of acute malnutrition and non-trauma mortality in country. Data on food security outcomes was collected through Computer Assisted Telephone Interviews. A rigorous assessment of the representativeness of this survey concluded that, despite the extremely complex environment in which the information was collected, the data meets the minimum requirements set by IPC standards, including with regards to the methodology, minimum required observations, timeliness, and response rate, which is aligned with standards in the region.

The food security situation in the West Bank was not analysed, however, should data meeting IPC minimum requirements become available, the IPC initiative will explore the opportunity to conduct an IPC analysis on country.



About the IPC risk of Famine

For the IPC, risk of Famine...

... refers to a reasonable probability of an area going into Famine in the projected period. While this is not perceived necessarily as the most-likely scenario, it is a scenario that, generally speaking, has a realistic chance of occurring.

... complements the Famine projections of the most likely scenario by providing insights into potential Famine if prospects evolve in a worse manner than anticipated.

... differs from Famine projections because it focuses on a worst-case scenario that has a reasonable and realistic chance of happening.

... is a statement about the potential deterioration of the situation from what is expected. It is not a new classification, and it is not to be accompanied by population estimates.

... is an additional assessment that focuses on assessing if the area could realistically go into Famine during the projected period. Not all areas need to undergo assessment for Risk of Famine.

IPC Phase Five Explained

Catastrophe: IPC Phase 5 Catastrophe can only be classified at household level, not at area level. An area might have some households in IPC Phase 5 Catastrophe linked to very high levels acute food insecurity. However, an entire area can only be classified in IPC Phase 5 Famine if this high level of acute food insecurity is accompanied by certain levels of acute malnutrition and mortality.

Famine: IPC Phase 5 Famine can only be classified at area level. In a given area, Famine occurs when food security, nutrition and mortality altogether portray famine conditions, meaning at least 20% of the population is in IPC Phase 5 Catastrophe, with about one out of three children being acutely malnourished and two deaths for every 10,000 inhabitants, or four child deaths out of 10,000 children per day, due to outright starvation or to the interaction of malnutrition and disease.

- **Famine with Solid Evidence:** An area is classified in Famine with solid evidence if there is clear and compelling evidence that the Famine thresholds for starvation, acute malnutrition and mortality have been reached.
- **Famine with Reasonable Evidence:** An area is classified in Famine with reasonable evidence if there is clear evidence that two of the three thresholds for starvation, acute malnutrition and mortality have been reached, and analysts reasonably assess from the broader evidence that the threshold from the third outcome has likely been reached.

Download the [IPC Famine Fact Sheet](#) to understand better how the IPC defines and classifies Famine and how it differs from the risk of Famine.

Link: https://www.ipcinfo.org/fileadmin/user_upload/ipcinfo/docs/IPC_Famine_Factsheet_2020.pdf