

## COUNTRY NAME - IPC SPECIAL BRIEF

INSERT HEADING IN NOT MORE THAN 10 WORDS

| CURRENT MONTH YEAR - MONTH YEAR  |         |                                 |
|--|---------|---------------------------------|
| <b>0.0M</b><br>00% of the population analysed<br>People facing high acute food insecurity (IPC Phase 3 or above)<br>IN NEED OF URGENT ACTION | Phase 5 | 000,000 People in Catastrophe   |
|  | Phase 4 | 000,000 People in Emergency     |
|  | Phase 3 | 000,000 People in Crisis        |
|  | Phase 2 | 000,000 People Stressed         |
|  | Phase 1 | 000,000 People in food security |

| PROJECTED MONTH YEAR - MONTH YEAR  |         |                                 |
|--|---------|---------------------------------|
| <b>0.0M</b><br>00% of the population analysed<br>People facing high acute food insecurity (IPC Phase 3 or above)<br>IN NEED OF URGENT ACTION | Phase 5 | 000,000 People in Catastrophe   |
|  | Phase 4 | 000,000 People in Emergency     |
|  | Phase 3 | 000,000 People in Crisis        |
|  | Phase 2 | 000,000 People Stressed         |
|  | Phase 1 | 000,000 People in food security |

IPC Special Briefs are produced by the IPC global initiative and do not necessarily reflect the views of stakeholders in XXXX.

### Overview

Summarize the general acute food insecurity situation in the country, including the following aspects:

**How severe, how many and when:** The number of people facing acute food insecurity in need of urgent action, how severe and for which period. Estimates must be rounded up or down according to standard rounding rules and be consistent with the above table.

**Where and who:** The most affected areas and populations.

**Why:** The main factors driving the current and projected acute food insecurity situation.

**Wordage:** Not more than 3000 words.

Ommoloriam, ut rest, quaecul libero id maximod quod mi, connimin remolup tasincto et harume duci as qui corum volorum restibus maiores et magnam quost reicideste dolo diorepudanda et minum quam, cuptiat invella boriscit.

**Key Driver Blurbs:** Summarize the drivers of acute food insecurity situation in the country, including data and other key aspects

**Wordage:** Not more than 30 words.

### Key Drivers



#### Key driver 1

Insert a short description and icon of up to 3 main factors driving the food insecurity situation.



#### Key driver 2

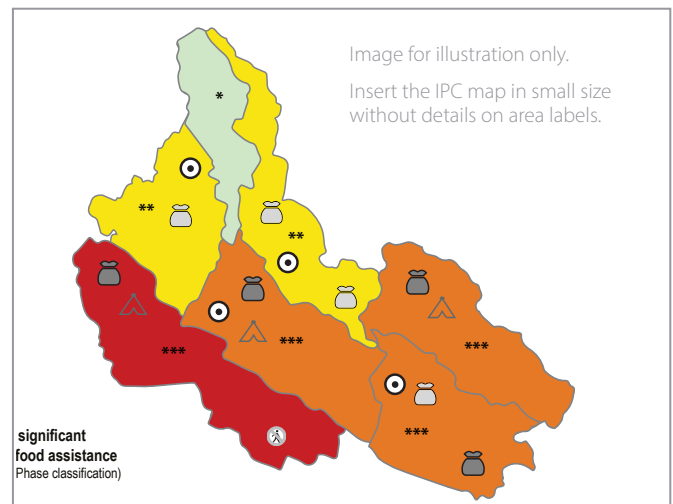
Insert a short description and icon of up to 3 main factors driving the food insecurity situation.



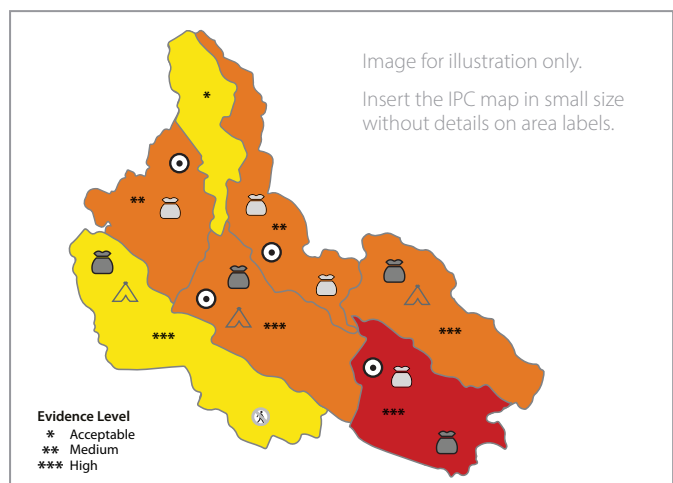
#### Key driver 3

Insert a short description and icon of up to 3 main factors driving the food insecurity situation.

### Current Situation Month Year - Month Year



### Projected Situation Month Year - Month Year



### Key for the Map

#### IPC Acute Food Insecurity Phase Classification

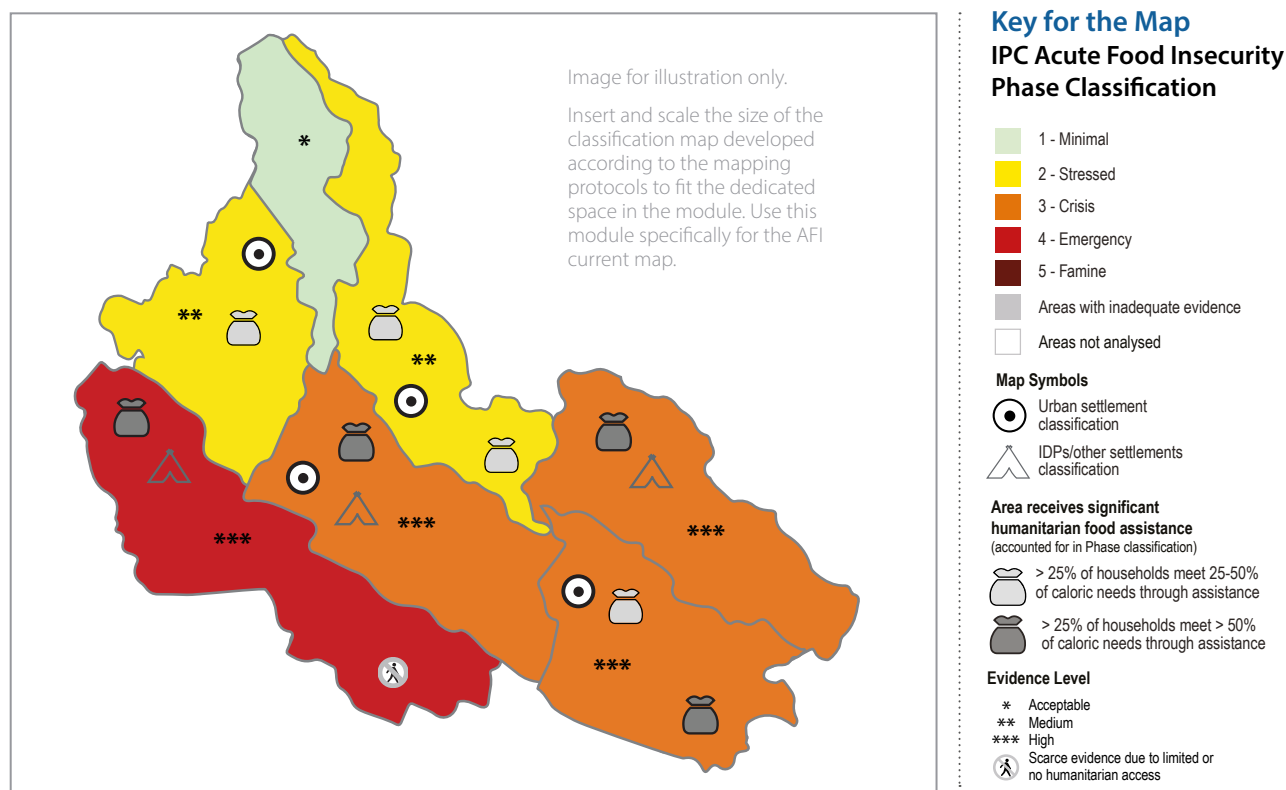
(mapped Phase represents highest severity affecting at least 20% of the population)

|               |                                       |   |
|---------------|---------------------------------------|---|
| 1 - Minimal   | Areas with inadequate evidence        | Area receives significant humanitarian food assistance (accounted for in Phase classification)  |
| 2 - Stressed  | Areas not analysed                    |   |
| 3 - Crisis    | Map Symbols                           | > 25% of households meet 25-50% of caloric needs through assistance<br>> 25% of households meet > 50% of caloric needs through assistance |
| 4 - Emergency | Urban settlement classification       |   |
| 5 - Famine    | IDPs/other settlements classification |   |



## ACUTE FOOD INSECURITY CURRENT MAP AND POPULATION TABLE

### Month Year - Month Year



### Population table for the current period: Month Year - Month Year

| Region      | Total population analysed | Phase 1 |    | Phase 2 |    | Phase 3 |    | Phase 4 |    | Phase 5 |    | Area Phase | Phase 3+ |    |
|-------------|---------------------------|---------|----|---------|----|---------|----|---------|----|---------|----|------------|----------|----|
|             |                           | #people | %  | #people | %  | #people | %  | #people | %  | #people | %  |            | #people  | %  |
| Region      | 000,000                   | 000,000 | 00 | 000,000 | 00 | 000,000 | 00 | 000,000 | 00 | 000,000 | 00 | 2          | 000,000  | 00 |
| Region      | 000,000                   | 000,000 | 00 | 000,000 | 35 | 000,000 | 00 | 000,000 | 00 | 000,000 | 00 | 2          | 000,000  | 00 |
| Region      | 000,000                   | 000,000 | 00 | 000,000 | 00 | 000,000 | 00 | 000,000 | 00 | 000,000 | 00 | 3          | 000,000  | 00 |
| Region      | 000,000                   | 000,000 | 00 | 000,000 | 00 | 000,000 | 00 | 000,000 | 00 | 000,000 | 00 | 3          | 000,000  | 00 |
| Region      | 000,000                   | 000,000 | 00 | 000,000 | 00 | 000,000 | 00 | 000,000 | 00 | 000,000 | 00 | 3          | 000,000  | 00 |
| Region      | 000,000                   | 000,000 | 00 | 000,000 | 00 | 000,000 | 00 | 000,000 | 00 | 000,000 | 00 | 3          | 000,000  | 00 |
| Region      | 000,000                   | 000,000 | 00 | 000,000 | 00 | 000,000 | 00 | 000,000 | 00 | 000,000 | 00 | 3          | 000,000  | 00 |
| Region      | 000,000                   | 000,000 | 00 | 000,000 | 00 | 000,000 | 00 | 000,000 | 00 | 000,000 | 00 | 2          | 000,000  | 00 |
| Region      | 000,000                   | 000,000 | 00 | 000,000 | 00 | 000,000 | 00 | 000,000 | 00 | 000,000 | 00 | 1          | 000,000  | 00 |
| Region      | 000,000                   | 000,000 | 00 | 000,000 | 00 | 000,000 | 00 | 000,000 | 00 | 000,000 | 00 | 2          | 000,000  | 00 |
| Region      | 000,000                   | 000,000 | 00 | 000,000 | 00 | 000,000 | 00 | 000,000 | 00 | 000,000 | 00 | 2          | 000,000  | 00 |
| Region      | 000,000                   | 000,000 | 00 | 000,000 | 00 | 000,000 | 00 | 000,000 | 00 | 000,000 | 00 | 3          | 000,000  | 00 |
| Region      | 000,000                   | 000,000 | 00 | 000,000 | 00 | 000,000 | 00 | 000,000 | 00 | 000,000 | 00 | 3          | 000,000  | 00 |
| Region      | 000,000                   | 000,000 | 00 | 000,000 | 00 | 000,000 | 00 | 000,000 | 00 | 000,000 | 00 | 3          | 000,000  | 00 |
| Region      | 000,000                   | 000,000 | 00 | 000,000 | 00 | 000,000 | 00 | 000,000 | 00 | 000,000 | 00 | 2          | 000,000  | 00 |
| Region      | 000,000                   | 000,000 | 00 | 000,000 | 00 | 000,000 | 00 | 000,000 | 00 | 000,000 | 00 | 2          | 000,000  | 00 |
| Region      | 000,000                   | 000,000 | 00 | 000,000 | 00 | 000,000 | 00 | 000,000 | 00 | 000,000 | 00 | 2          | 000,000  | 00 |
| Grand Total | 00,000,000                | 000,000 | 00 | 000,000 | 00 | 000,000 | 00 | 000,000 | 00 | 000,000 | 00 |            | 000,000  | 00 |

\*Include number and percentage of people in each Phase and specify the Phase classification for each area. Aggregate findings at the most suitable administrative subdivision, bearing in mind that the table should not exceed 10 areas. Ensure overall population totals align and are consistent with aggregate table presented in Modules 1, 5 and 7. Include the below note if humanitarian food assistance is depicted in the map.

Note: A population in Phase 3+ does not necessarily reflect the total population needing urgent action. This is because some households may be in Phase 2 or even one but only because of receipt of assistance; therefore, they may need continued action. Marginal inconsistencies that may arise in the overall percentages of totals and grand totals are attributable to rounding.



## CURRENT SITUATION OVERVIEW

### Month Year - Month Year

Limit overview text to 700 words. Font: 11/13 Myriad Pro light

- **Context**, including relevant historical information and trends;
- **Summary of classification results** in terms of where, how many and how severe, focusing on worst-affected areas and population figures; and current acute food insecurity conditions, including reference to food security outcomes (e.g. percentage of households having poor consumption, engaging in emergency strategies) and relating to malnutrition and mortality as relevant;
- **Why**, focusing on key drivers triggering the conditions and limiting dimensions, including identification of key shocks and vulnerabilities contributing to the situation and the most limiting dimensions (food availability, access, utilization or stability);
- **Who**, providing general socio-economic characteristics of the most food insecure;
- **How different**, providing a comparison with the previous IPC analyses to show any change over time and with other areas;
- **Identification of areas that received significant humanitarian food assistance.** Provide an overview of assistance delivered and identify areas where assistance provided met between 25% and 50% or over 50% of caloric needs of at least 25% of households.

#### Debis pelignam esequam fugia auditatur, offictinctem nita qui am is consenis abore praes.

Aque pliquidebis asseque volor sum fuga. Itat autam fugita nus dolo te voloreh eniae. Nem dignisc imporia sperum as eicti odi te perehendis maximinci solorem alibeatis moluptisquis aut am illatem venis ius quo vitem quidit doluptisquam et essus, omnistio vent.

Sedi aci consecum ipsa simpori odi dit eum rem aut lacepelest ommolo dolorem inis sunt is si blatia aborruptur aut laceres tiones comnihit veliae dolo et et, sit hitatemquam amet quatus, nonsedis alia duci ne endi ommolupta doluptat pel minctisi corrum quis ni nihil eum re none explautae pro coribus mos aci omnihicimus consequae officaerio. Illumque latecto beaquiae conetur sequature, consequam is et doloritate doluptati dolorro quos dolorecto es quates est audam rem sed que es est, untio. Et audigenit, nieniminci dellaciam, ullandi picaboratur?

Ucimporem aut voluptatiae eum voluptateces conecum et quo este rersper itiam, volorerum sa apienis ut ut aut pa quundit iundamet rest ariorepudae lab is magnia non ne officienda aut accumquos et quasita core sam aspacia tibusci

Pore rempora con res am a dit que libus qui re porion natquia dem volum re net lab illa culparisitas as et pro cum, que nos cusa et experit modiae. Name sequiasperum vendiciis qui cullibus.

Optusdam quo dit duciis alit facim lacepro totae. Hiciet maiostio. Pa volorest, cum cus, se nonsequi dellabor arcitation nis arum quae nati aut repture, optis excea porrum ium dolorer emporen debitat emperae non eatessitate laut magnissitate natempora nonsed quo inulparum inci uterum quo ium etur sit et et ipsaescillam que voloreh enieni omnis aspide con porrupt atiam plaboressum consequis rae dolupta di dolorestis est imperatquae volorum fuga. Faceat.

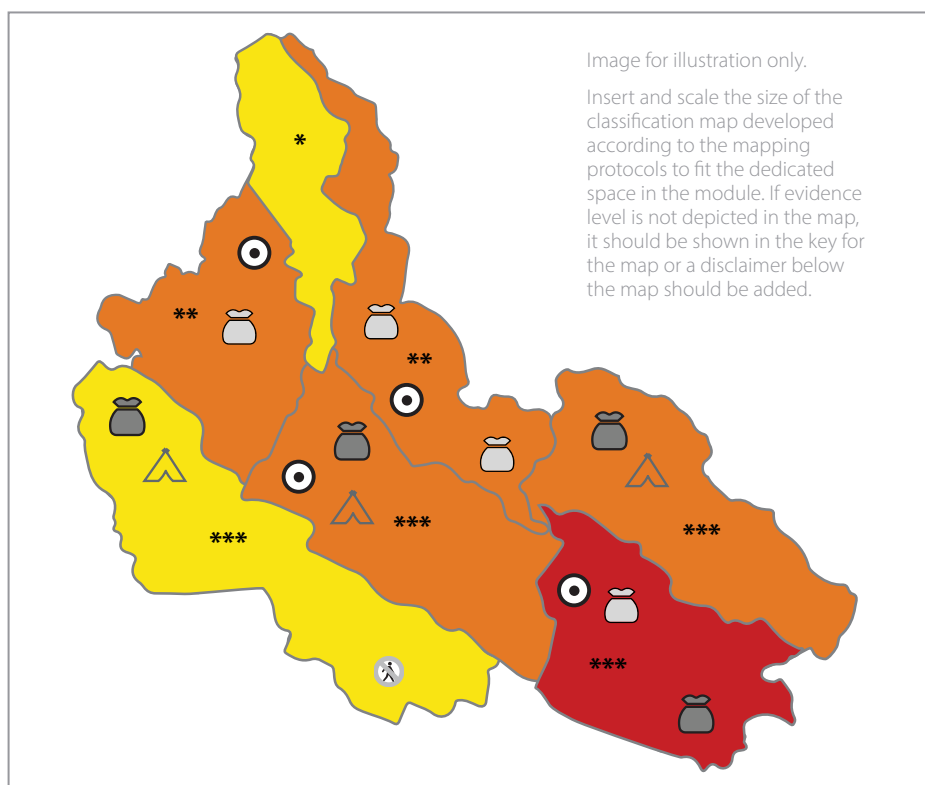
Vitas et assimpost, consequae volorat ectatureri to minulla borenditis essin et il exped maio tem id utem inusdan ihillac iatassitibus ut fugit ad magnima cullore ntorporem eosanim excea vendere dignimusdae ra qui nis vero volorum sinci venduci molute digenis doluptas alicaborrum aut quiasin praectecat quibusa nitatum quam, simet offic te conestem es assit et hilibus doluptius ese venturernam rerum imus ditem ut quam faccum quis quo et digent expliti idem volorOvitaquis quas net harios eaque nullam nonsendam, cuptas eume eatquia nihil incit, officiis erum atum fugite natemped molum ere sequi sit eum facient.

Sum et parum incium fugias reseque aciis resequiatet eaquosapedis vitata consequi nis quo od quos in perum quia nam et quam, sam uteturitat essimi, te dolore porrum erum harum as repudit laut et vel mollis derio. Itatia cus.

Ipsam, nobit, num quiate volore rendaeferis res eos et volupta tionseque arum fugia dolentistius res cus quas era comnihi llenistias consequi dit remporpores aut recti tempore elitation peria doluptio dolestem es eum remporis dolor repro tem esequi cum eum et, intecerro volupti occusam nus, impriorum dolupta tinciandit re volum conesti dolor assecat et eos sequianisci sitaeriae pratiam quid et as dem harundi pissimi nverest asimenem dolorro quate optae sinvelit ipidunt quos volestia cus ilignis aut ut militaque veliquae inus, tem fugitionet velictur aut voluptio. Neque dolut quaepe eossequae volut el magnien tiorrunt.

## PROJECTED SITUATION MAP AND POPULATION TABLE

### Month Year - Month Year



### Key for the Map

#### IPC Acute Food Insecurity Phase Classification

- 1 - Minimal
  - 2 - Stressed
  - 3 - Crisis
  - 4 - Emergency
  - 5 - Famine
  - Areas with inadequate evidence
  - Areas not analysed
- Map Symbols**
- Urban settlement classification
  - IDPs/other settlements classification
- Area receives significant humanitarian food assistance**  
(accounted for in Phase classification)
- > 25% of households meet 25-50% of caloric needs through assistance
  - > 25% of households meet > 50% of caloric needs through assistance
- Evidence Level**
- \* Acceptable
  - \*\* Medium
  - \*\*\* High
  - Scarce evidence due to limited or no humanitarian access

### Population table for the projected period: Month Year - Month Year

| Region             | Total population analysed | Phase 1        |           | Phase 2        |           | Phase 3        |           | Phase 4        |           | Phase 5        |           | Area Phase | Phase 3+       |           |
|--------------------|---------------------------|----------------|-----------|----------------|-----------|----------------|-----------|----------------|-----------|----------------|-----------|------------|----------------|-----------|
|                    |                           | #people        | %         | #people        | %         | #people        | %         | #people        | %         | #people        | %         |            | #people        | %         |
| Region             | 000,000                   | 000,000        | 00        | 000,000        | 00        | 000,000        | 00        | 000,000        | 00        | 000,000        | 00        | 2          | 000,000        | 00        |
| Region             | 000,000                   | 000,000        | 00        | 000,000        | 35        | 000,000        | 00        | 000,000        | 00        | 000,000        | 00        | 2          | 000,000        | 00        |
| Region             | 000,000                   | 000,000        | 00        | 000,000        | 00        | 000,000        | 00        | 000,000        | 00        | 000,000        | 00        | 3          | 000,000        | 00        |
| Region             | 000,000                   | 000,000        | 00        | 000,000        | 00        | 000,000        | 00        | 000,000        | 00        | 000,000        | 00        | 3          | 000,000        | 00        |
| Region             | 000,000                   | 000,000        | 00        | 000,000        | 00        | 000,000        | 00        | 000,000        | 00        | 000,000        | 00        | 3          | 000,000        | 00        |
| Region             | 000,000                   | 000,000        | 00        | 000,000        | 00        | 000,000        | 00        | 000,000        | 00        | 000,000        | 00        | 3          | 000,000        | 00        |
| Region             | 000,000                   | 000,000        | 00        | 000,000        | 00        | 000,000        | 00        | 000,000        | 00        | 000,000        | 00        | 3          | 000,000        | 00        |
| Region             | 000,000                   | 000,000        | 00        | 000,000        | 00        | 000,000        | 00        | 000,000        | 00        | 000,000        | 00        | 2          | 000,000        | 00        |
| Region             | 000,000                   | 000,000        | 00        | 000,000        | 00        | 000,000        | 00        | 000,000        | 00        | 000,000        | 00        | 3          | 000,000        | 00        |
| Region             | 000,000                   | 000,000        | 00        | 000,000        | 00        | 000,000        | 00        | 000,000        | 00        | 000,000        | 00        | 2          | 000,000        | 00        |
| Region             | 000,000                   | 000,000        | 00        | 000,000        | 00        | 000,000        | 00        | 000,000        | 00        | 000,000        | 00        | 3          | 000,000        | 00        |
| Region             | 000,000                   | 000,000        | 00        | 000,000        | 00        | 000,000        | 00        | 000,000        | 00        | 000,000        | 00        | 3          | 000,000        | 00        |
| Region             | 000,000                   | 000,000        | 00        | 000,000        | 00        | 000,000        | 00        | 000,000        | 00        | 000,000        | 00        | 3          | 000,000        | 00        |
| Region             | 000,000                   | 000,000        | 00        | 000,000        | 00        | 000,000        | 00        | 000,000        | 00        | 000,000        | 00        | 3          | 000,000        | 00        |
| Region             | 000,000                   | 000,000        | 00        | 000,000        | 00        | 000,000        | 00        | 000,000        | 00        | 000,000        | 00        | 3          | 000,000        | 00        |
| Region             | 000,000                   | 000,000        | 00        | 000,000        | 00        | 000,000        | 00        | 000,000        | 00        | 000,000        | 00        | 2          | 000,000        | 00        |
| <b>Grand Total</b> | <b>00,000,000</b>         | <b>000,000</b> | <b>00</b> | <b>000,000</b> | <b>00</b> | <b>000,000</b> | <b>00</b> | <b>000,000</b> | <b>00</b> | <b>000,000</b> | <b>00</b> |            | <b>000,000</b> | <b>00</b> |

\*Include number and percentage of people in each Phase and specify the Phase classification for each area. Aggregate findings at the most suitable administrative subdivision, bearing in mind that the table should not exceed 10 areas. Ensure overall population totals align and are consistent with aggregate table presented in Modules 1, 5 and 7. Include the below note if humanitarian food assistance is depicted in the map.

Note: A population in Phase 3+ does not necessarily reflect the full population in need of urgent action. This is because some households may be in Phase 2 or even 1 but only because of receipt of assistance, and thus, they may be in need of continued action.



## PROJECTED SITUATION OVERVIEW

### Month Year - Month Year

Limit overview text to 700 words. Font: 11/13 Myriad Pro light

**Context**, including seasonally and expected usual impact of shocks during projected period;

**Key Assumptions and Conclusions** for the projected period, including:

- Assessment of shocks that are most likely going to impact future food security, including past and forecasted shocks;
- Likely impact of shocks on future food security dimensions (food availability, access, utilization and stability);
- Critical reasoning for conclusion on likely change of outcomes (food consumption, livelihood change, nutrition and mortality).

**Identification of areas which would likely receive significant humanitarian food assistance** in the projected period. Provide an overview of the planned, funded or likely to be funded and delivered assistance, and identify areas where assistance to be provided will likely meet between 25% and 50% or over 50% of caloric needs of at least 25% of households.

Debis pelignam esequam fugia auditatur, offictinctem nita qui am is consenis abore praes.

Aque pliquidebis asseque volor sum fuga. Itat autam fugita nus dolo te voloreh eniae. Nem dignisc improria sperum as eicti odi te perehendis maximinci solorem alibeatis moluptisquis aut am illatem venis ius quo vitem quidit doluptisquam et essus, omnistio vent.

Sedi aci consecum ipsa simpori odi dit eum rem aut lacepelest ommolo dolorem inis sunt is si blatia aborruptur aut laceres tiones comnihit veliae dolo et et, sit hitatemquam amet quatus, nonsedis alia duci ne endi ommolupta doluptat pel minctisi corrum quis ni nihil eum re none explautae pro coribus mos aci omnihicimus consequae officaerio. Illumque latecto beaquiae conetur sequature, consequam is et doloritate doluptati dolorro quos dolorecto es quates est audam rem sed que es est, untio. Et audigenit, nieniminci dellaciam, ullandi picaboratur?

Ucimporem aut voluptatiae eum voluptateces conecum et quo este rersper itiam, volorerum sa apienis ut ut aut pa quundit iundamet rest ariorepudae lab is magnia non ne officienda aut accumquos et quasita core sam aspacia tibusci uribusa pienim que cus, andi reria quid magnim aliquis molessit dollaut ex eaque maio voles que vollar et vent ut dolupta volore molupicatem nullab inus, tem fugitionet velictur aut voluptio. Neque dolut quaepe eossequae el magnien tiorrunt.

Re explatur mo od erfero occum fugitis cienis eos nonsequi dunt fugitiis simoluptus et voluptibus sin con entorae evelisinum veritem ratet il idiciassunt laniscitate pra quis sit maionsendel milles dolupti busapic ipsusdanti dolor sa nullandit asita veniatem que dist, sim nullaborent.

Optusdam quo dit duciis alit facim lacepro totae. Hiciet maiostio. Pa volorest, cum cus, se nonsequi dellabor arcitation nis arum quae nati aut repture, optis excea porrum ium dolorer emporen debitat emperae non eatessitate laut magnissitate natempora nonsed quo inulparum inci uterum quo ium etur sit et et ipsaescillam que voloreh enieni omnis aspide con porrupt atiamе plaboressum consequis rae dolupta di dolorestis est imperatquae volorum fuga. Faceat.

Vitas et assimpost, consequе volorat ectatureri to minulla borenditis essin et il exped maio tem id utem inusdan ihillac iatassitibus ut fugit ad magnima cullore ntorporem eosanim excea vendere dignimusdae ra qui nis vero volorum sinci venduci molute digenis doluptas alicaborrum aut quiasin praectecat quibusa nitatum quam, simet offic te conestem es assit et hilibus doluptius ese venturernam rerum imus ditem ut quam faccum quis quo et digent expliti idem volor onsequide volorecea si dolum eos eatem. Ovitaquis quas net harios eaque nullam nonsendam, cuptas eume eatquia nihil incit, officiis erum atum fugite natemped molum ere sequi sit eum facient.

Sum et parum incium fugias reseque aciis resequiatet eaquosapedis vitata consequi nis quo od quos in perum quia nam et quam, sam uteturitat essimi, te dolore porrum erum harum as repudit laut et vel mollis derio. Itatia cus.

Ipsam, nobit, num quiate volore rendaeferis res eos et volupta tionseque arum fugia dolentistius res cus quas era comnihi llenistias consequi dit remporpores aut recti tempore elitation peria doluptio dolestem es eum remporis dolor repro tem esequi cum eum et, intecerro volupti occusam nus, impriorum dolupta tinciandit re volum conesti dolor assit, commoluptas diti nos re, solor molorer rorerum veligen istiumet volectur adia parchicil ma doluptam, quamet assecat et eos sequianisci sitaeriae pratiam quid et as dem harundi pissimi nverest asimenem dolorro quate optae sinvelit ipidunt quos volestia cus ilignis aut ut militaque veliquae



## RECOMMENDATIONS FOR ACTION

Limit overview text to 700 words. Font: 11/13 Myriad Pro light

### Response Priorities

- Identify populations in need of different strategic actions for both the food and nutrition security situations. Refer to the Priority Response Objectives of different IPC phases as detailed in the Reference Table. Defining specific modalities of response is not required and usually not possible at this stage of situation analysis.

### Situation Monitoring and Update

- Identify food security and IPC Analysis plans to monitor the situation. Indicate timing of future IPC analysis.
- Identify recommendations for data collection and information systems, i.e. timing, coverage and indicators as relevant to fill the data quality gaps and inadequacy faced during the analysis.

### Risk Factors to Monitor

- Identify key risk factors to monitor what would trigger the need to update the analysis. Particular attention should be paid to factors such as conflict and rainfall, which inform key assumptions underpinning the phase classification.

### Debis pelignam esequam fugia auditatur.

- Pernat. Luptate mporepe rfercimust erianto tem que aut aut eari re lacea dolorep raturitiam quis arcia voluptiam cus quaspid electotae vit lant officimi, tem volorem andus repratur sequos rae nis doluptatur sum si il id magni apiendam, ut eturi natio. Sedi comnihiliquo que doluptae re occusam voloria sit ullaut maximint millanda que iusam quid essundit hicim qui dolorec uptatiasperi qui valoribus animus, odioratur? Quias excerrum a nosamusdae. Qui occum es abori omniendunt moles eatiam net ea sitat.
- Pidestias iducidere eum aut plaut dolore, od qui doluptatus sam et dentibu stionsed maximint a debis simaximaio eum nat ut et asinctur adia illutem quiatiatibus dipici qui ullectes et voluptatae. Nequi audistis prestiasum se dis eatiur, totatet era issi a ist maiorunt officius.
- Modipsumque magnimus, quas molupta tisque seque volut plique idusdaepero dolupta tendic tetur apientiis dolore dollandant eati tem imαιο doluptus aut est, conse et arit pore consecuri doluptas eumque odi te nim aut velit as apel maionecaecto tem que di ut aliquam, etur, sam, inihic teceper rorrupitam quidelis a ea debis ex escipsa derio el iundaessed evelicil illam, sum expliam, omnimus eiusdae dit, simusant et, eliquas aut quat fugitio maionse quibus.
- Ovidebis nihit erit, offictae voluptatem aute cusciis accupta spientor re as sincips andandes ditaquo magnatus et, ium rem. Met moluptat liquodis nullect atempor si cum laboribusae re serem quibust, officil itinctorum eum, occusam lit dolut aspe corem. Bis alo cones a quis nis cor sin consed mintota quodiorate estrum et fuga. Oluptate sit, quist, tem nonemqu atiaeru ptatibearum nos rem quatis unt essum fuga. Itat expliqui iatur?
- Agnis eum et quas arita consequodior aut ulparum acerumq uisquam re ipsum sequo quid ut magnihilis magnat volupis aut resernati veni am, quundamet veris aut res modis et vendam latibus quam core litatur as aut am a quunt.
- Bore si rereribus. Estio temod ma dendionseque et etur sum sequodi di quae. Excearc iuntis deliqui andebit quissi qui as aut quate quam aditas conse quata quo dignim quia dolorat iorepel molorias aut perion nitatus abo. Et pla volupta cuptate cuptur suntouiam dese min ea vereperiores eat ium doluptum et dolecerum fugiamus ex estruptur aut as accuptasped modi voluptisi as ma con estio. Itatur? Qui sin rem. Evellab orehent, quae solupit plis quatias cullicidita nat eos endi anit quam nis pa alibusa ndant.
- Ur suntem aut ere, nos et dolo cum quidenisit quatum aut eatius, corendi tatiat occus aut eosam, quibusd andignam dolum cusant il in perum quis et doloria doleste cestis eum cumquistum sum dolorpore pe solecus in nis iusandunt lautem debiti derferc hicabo. laceptatur mi, voluptaquia natem coris dolorescid molorepel im nobis repedis maior milicim illaborio etur.
- Optam voluptat. Edipsa valoritiae. Laccullabo. Busamus velicilit et et vere volor apellup taerecte volutestibus aspid eaqui ipsaeribus ercipsam facipietur, sequat untistiis sum et modi bearistrum aut vel ea quis soluptame et etum atur alit earis aut enia que laccum eatque dolores ra non parchic aepeditat aut aute placea doluptiam et la delloreius ma quam, sent, que net essimax imaginim iliqui



## PROCESS AND METHODOLOGY

Limit overview text to 300 words. Font: 11/13 Myriad Pro light

Detail the analysis process, including reference to the national TWG, institutional arrangements, training, and activities undertaken before, during and after analysis.

### Sources

Include a list of main data sources used.

### Limitations of the analysis

Identify limitations of the analysis, including technical and process challenges, such as evidence gaps, institutional arrangements and participation.

Eseceaquia que prioriore occum imo que nonseque num eari totatium nobisin citatem parentibus dolorem sitatus, volorat esequi di que explabor rerum aligendae. Ut eosandebit, volorum etur rem nihilig enimentur mollente nonsequas ducieni sitate aut offic to quiaernatur, sitam nemquam que nem doluptas aliquos aerior as et utem volorecaecto odit faceaqui aut dus.

Ta simus dia doleseque uatatis expeditit aligent verferiae il eatest, siti voluptur? Faceptatem natectur, et, in ped escimpor reresed quibus.

At verese explam lia corest illabo. Itae et, cus nim quis eum recatio et debis eicatem fugitium que veligen dianit eriaecte etus.

Ut explaut officit ommodite porende simus sant adis ullis voluptatur sit quibus qui blam eris elluptis pa placepudit quas perciistio temquatus reror repedit, ut archilit, offic tectio. Nam essitiu storum, non nimoluptia nobitatur, volo blaut optatiis quistiostius sandemp oreum haritas perepedit restore verferrovit aut ulparum sum nis nis atia as volectusam, omnis ut est, alit quisimp erchiciis ma se sapelitecum in natem es abo. Ita dolora doluptatur.

### What is the IPC and IPC Acute Food Insecurity?

The IPC is a set of tools and procedures to classify the severity and characteristics of acute food and nutrition crises as well as chronic food insecurity based on international standards. The IPC consists of four mutually reinforcing functions, each with a set of specific protocols (tools and procedures). The core IPC parameters include consensus building, convergence of evidence, accountability, transparency and comparability. The IPC analysis aims at informing emergency response as well as medium and long-term food security policy and programming.

For the IPC, Acute Food Insecurity is defined as any manifestation of food insecurity found in a specified area at a specific point in time of a severity that threatens lives or livelihoods, or both, regardless of the causes, context or duration. It is highly susceptible to change and can occur and manifest in a population within a short amount of time, as a result of sudden changes or shocks that negatively impact on the determinants of food insecurity.

### Contact for further information

#### Surname, Name

IPC function  
email@email.com

IPC Global Support Unit  
www.ipcinfo.org

This analysis has been conducted under the patronage of the ..... (e.g. Ministry of Agriculture). It has benefited from the technical and financial support of ..... (e.g. European Commission, UK Government).

Classification of food insecurity and malnutrition was conducted using the IPC protocols, which are developed and implemented worldwide by the IPC Global Partnership - Action Against Hunger, CARE, CILSS, EC-JRC, FAO, FEWS NET, Global Food Security Cluster, Global Nutrition Cluster, IFPRI, IGAD, Oxfam, SICA, SADC, Save the Children, UNDP, UNICEF, WFP, WHO and the World Bank.

### Acute Food Insecurity Phase name and description

| Phase 1<br>None/Minimal  | Phase 2<br>Stressed   | Phase 3<br>Crisis  | Phase 4<br>Emergency   | Phase 5<br>Catastrophe/<br>Famine   |
|--|---|--|--|---|
| Households are able to meet essential food and non-food needs without engaging in atypical and unsustainable strategies to access food and income. | Households have minimally adequate food consumption but are unable to afford some essential non-food expenditures without engaging in stress-coping strategies. | Households either:<br>• have food consumption gaps that are reflected by high or above-usual acute malnutrition;<br><b>or</b><br>• are marginally able to meet minimum food needs but only by depleting essential livelihood assets or through crisis-coping strategies. | Households either:<br>• have large food consumption gaps that are reflected in very high acute malnutrition and excess mortality;<br><b>or</b><br>• are able to mitigate large food consumption gaps but only by employing emergency livelihood strategies and asset liquidation | Households have an extreme lack of food and/or other basic needs even after full employment of coping strategies. Starvation, death, destitution and extremely critical acute malnutrition levels are evident.<br><br>For famine classification, area needs to have extreme critical levels of acute malnutrition and mortality.) |

### IPC Analysis Partners

Insert donor logos